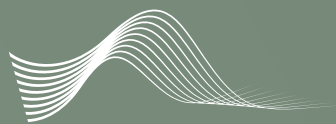


# Audimute® AcoustiColor® Acoustic Ceiling Tiles



AUDIMUTE®  
sound management solutions



ACOUSTICOLOR®  
DIRECT MOUNT  
CEILING TILES



# ACOUSTICOLOR® DIRECT MOUNT CEILING TILES


---

## Ceiling is believing.

Direct Mount Tiles are an acoustical ceiling system installed directly to the ceiling surface using adhesive, or a mechanical fastener suitable for your specific substrate and installation needs. The direct mount ceiling tile was designed specifically for this purpose, making them the ideal acoustic ceiling tile for surface mount installations.


With almost unlimited color options, this concept combines innovative interior design and top-quality acoustics for décor that is unique both visually and acoustically. Whether you are remodeling an entire room or simply accenting a small area, these ceiling tiles create an instant designer look.

When sound absorption is essential for noise and sound control, ceiling tiles provide the control you want, where you need it most.

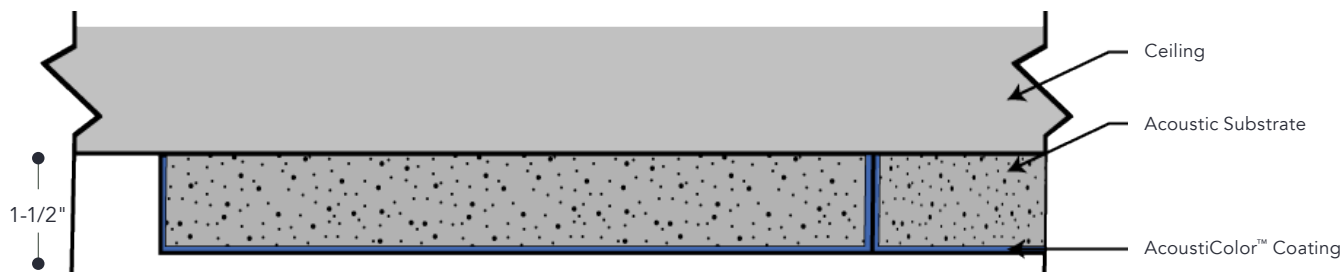


# ACOUSTICOLOR® DIRECT MOUNT CEILING TILES

ELEVATION: ACOUSTICOLOR DIRECT MOUNT CEILING MIN. TO MAX. SIZE  
(Custom Sizes Available)



CEILING SECTION CUT: 1-1/2" ACOUSTICOLOR DIRECT MOUNT CEILING TILE DETAIL



# ACOUSTICOLOR® DIRECT MOUNT CEILING TILES: SPECIFICATIONS

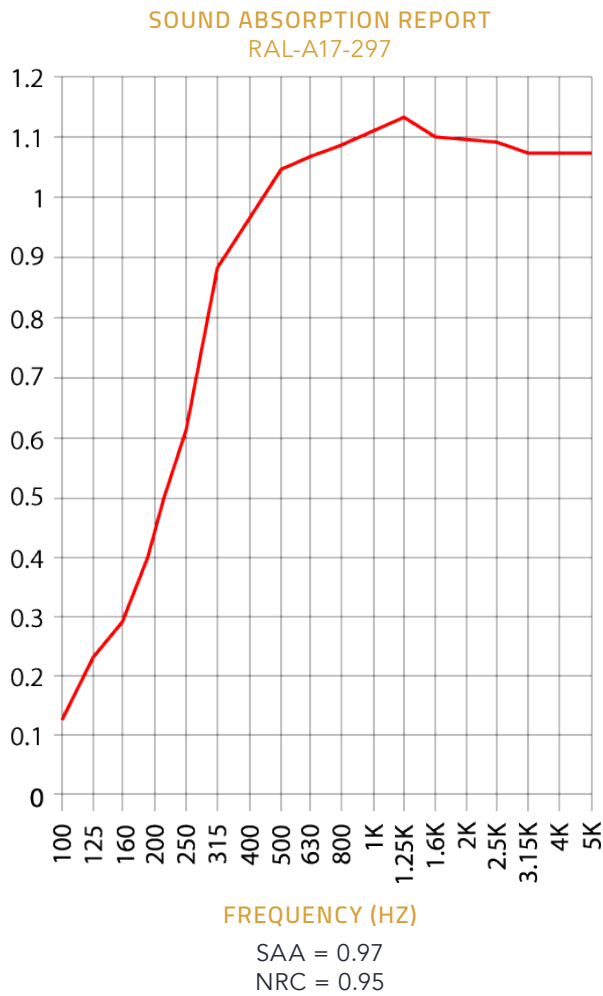
CONTENT	Acoustic substrate: P.E.T. 10% - 30%, Recycled Cotton 70% - 90%
COMPONENTS	Acoustic Substrate, Coating
THICKNESS	1-1/2"
THICKNESS TOLERANCE	+ -1/4"
SIZES & WEIGHTS	1' x 1' (0.75 lb), 1' x 2' (1.5 lb), 1' x 3' (2.25 lb), 1' x 4' (3 lb), 2' x 2' (3 lb), 2' x 3' (4.5 lb), 2' x 4' (6 lb), 3' x 3' (6.75 lb), 3' x 4' (9 lb), 4' x 4' (12 lb), & Custom sizes up to 4'x 8'.
FINISH OPTIONS	AcoustiColor Coating
EDGE STYLE	Straight
APPLICATION	Indoor Ceiling
CUTTING / ALTERATIONS	Table Saw w/ Metal Cutoff Blade, Jig Saw w/ T-Shank Scalloped Knife Blade, Foam Saw, Utility Knife
INSTALLATION	Construction Adhesive, Mechanical Lock
HANDLING / CARE	When handling tiles make sure hands are clean and oil free. Vacuuming or light brushing is recommended to prevent dust and soil buildup.
STORAGE	AcoustiColor Ceiling Tiles must be stored in a dry place. Delivery Packaging is not ideal for storage purposes. It is advised to place a polyethylene cover over the stack when packaging is removed, to reduce moisture absorption. It is recommended that panels be stored horizontally. It is recommended that panels should not be stacked. It is strongly recommended to avoid storage longer than 6 months. Do not allow water to come into direct contact with the material during storage. Store in a cool dry space 55°F - 85°F.
FIRE RATING	ASTM E84 Class A.
ACOUSTIC RATING	NRC: 0.95

# ACOUSTICOLOR® DIRECT MOUNT CEILING TILES: ACOUSTIC TESTING

## AcoustiColor Direct Mount Ceiling Tiles Test Report

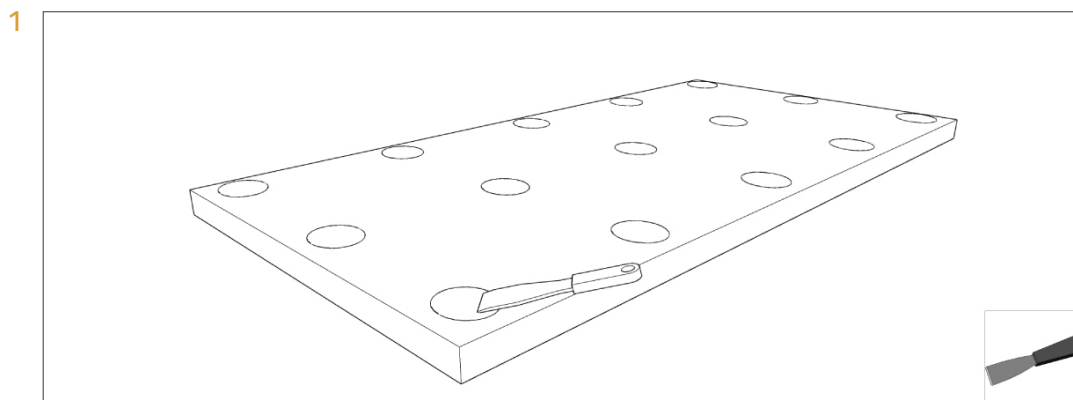
The test report quotes the frequency dependent sound absorption data as well as the single number ratings. Data taken from Test Report RAL-A17-297 conducted by Riverbank Acoustical Laboratories. Complete test results are available upon request.

FREQUENCY (HZ)	ABSORPTION COEFFICIENT
100	0.13
125	0.23
160	0.29
200	0.43
250	0.62
315	0.87
400	0.96
500	1.04
630	1.07
800	1.09
1000	1.11
1250	1.14
1600	1.10
2000	1.10
2500	1.09
3150	1.06
4000	1.07
5000	1.06

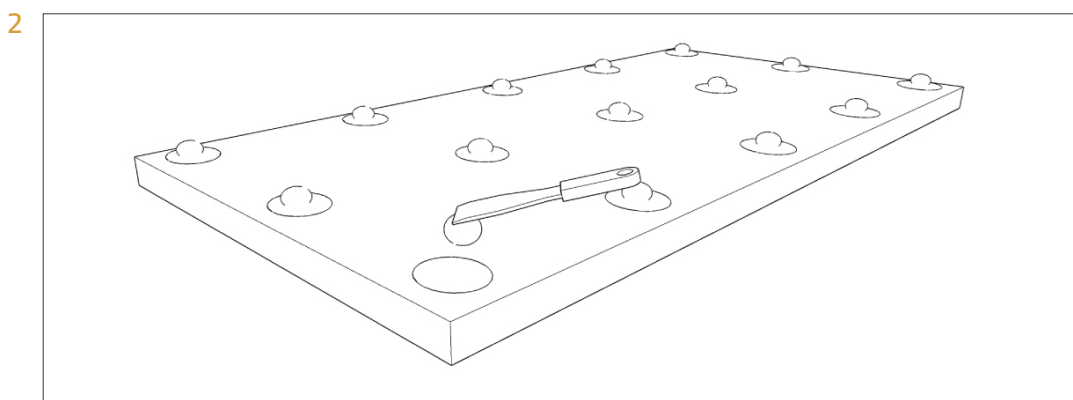


# ACOUSTICOLOR® DIRECT MOUNT CEILING TILES: TITEBOND® ACOUSTIC CEILING TILE ADHESIVE

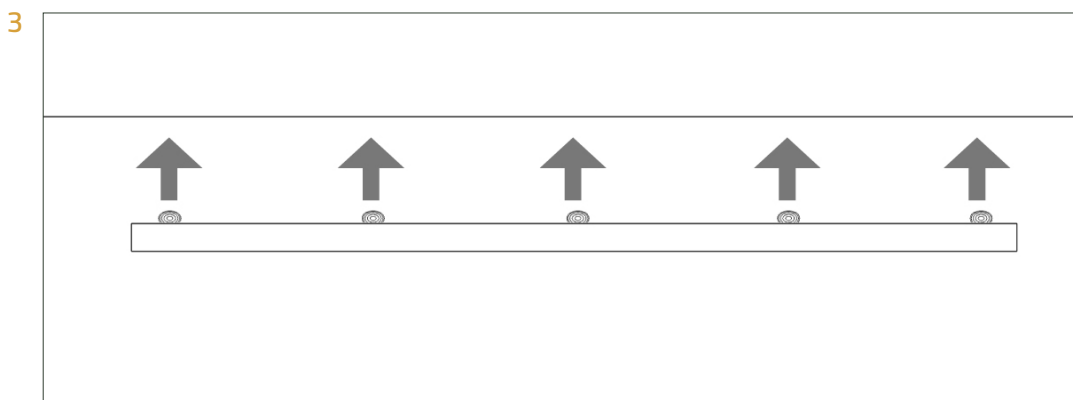
---



Spread on adhesive with putty knife and let dry.



Place golf ball sized bead of adhesive onto already dried adhesive.



Press firmly against ceiling.





ACOUSTICOLOR® DROP  
CEILING TILES



# ACOUSTICOLOR® DROP CEILING TILES

---

## Just drop in.

Audimute acoustical ceiling tiles are effective and affordable with excellent sound absorption qualities. If you're remodeling a room or looking for the best solution for acoustic sound control, a suspended ceiling offers a functional and stylish acoustic treatment option.


A standard of modern residential and commercial architecture, acoustic drop ceiling tiles will transform your interior space with superior acoustical performance. Audimute offers wide-ranging options in performance and design. Get inspired by the possibilities while improving the acoustics of your rooms.

An ideal choice for environments where noise reduction is important. AcoustiColor Drop Ceiling Tiles will make both a functional as well as an aesthetic impact to overhead space.




# ACOUSTICOLOR® DROP CEILING TILES

PLAN VIEW: ACOUSTICOLOR DROP CEILING TILE MIN. TO MAX. SIZE  
(Custom Sizes Available)



SECTION VIEW: 1-1/2" ACOUSTICOLOR DROP CEILING TILE DETAIL



# ACOUSTICOLOR® DROP CEILING TILES: SPECIFICATIONS

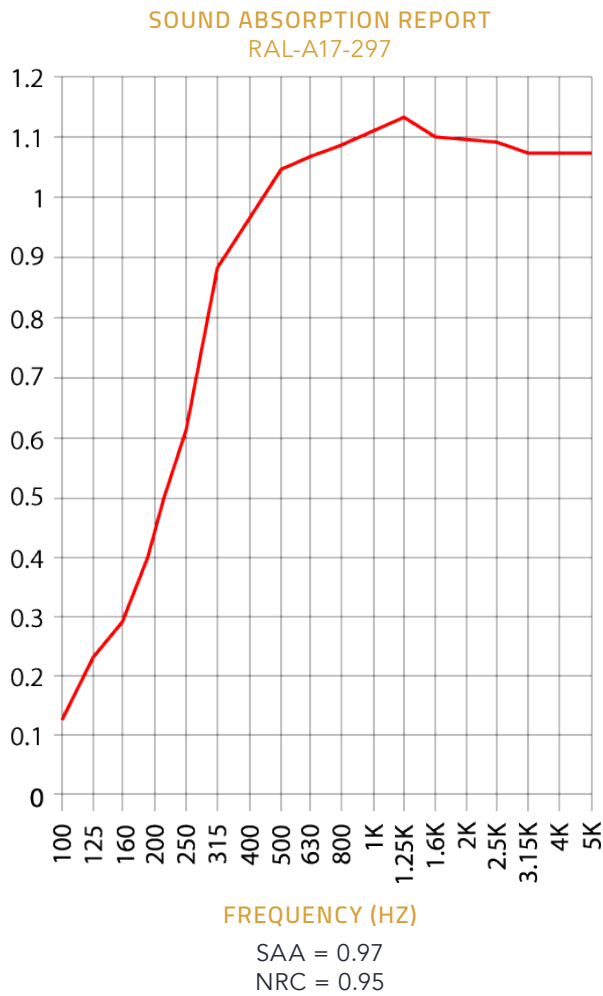
CONTENT	Acoustic substrate: P.E.T. 10% - 30%, Recycled Cotton 70% - 90%
COMPONENTS	Acoustic Substrate, Coating
THICKNESS	1-1/2"
THICKNESS TOLERANCE	+ -1/4"
SIZES & WEIGHTS	23 3/4" x 23 3/4" (3 lb), 23 3/4" x 47 3/4" (6 lb), & Custom sizes up to 4'x 8'.
FINISH OPTIONS	AcoustiColor Coating
EDGE STYLE	Straight
APPLICATION	Indoor Drop Ceiling
CUTTING / ALTERATIONS	Table Saw w/ Metal Cutoff Blade, Jig Saw w/ T-Shank Scalloped Knife Blade, Foam Saw, Utility Knife
INSTALLATION	Drop into ceiling grid.
HANDLING / CARE	When handling tiles make sure hands are clean and oil free. Vacuuming or light brushing is recommended to prevent dust and soil buildup.
STORAGE	AcousticColor Ceiling Tiles must be stored in a dry place. Delivery Packaging is not ideal for storage purposes. It is advised to place a polyethylene cover over the stack when packaging is removed, to reduce moisture absorption. It is recommended that panels be stored horizontally. It is recommended that panels should not be stacked. It is strongly recommended to avoid storage longer than 6 months. Do not allow water to come into direct contact with the material during storage. Store in a cool dry space 55°F-85°F.
FIRE RATING	ASTM E84 Class A.
ACOUSTIC RATING	NRC: 0.95

# ACOUSTICOLOR® DROP CEILING TILES: ACOUSTIC TESTING

## AcousticColor Drop Ceiling Tiles Test Report

The test report quotes the frequency dependent sound absorption data as well as the single number ratings. Data taken from Test Report RAL-A17-297 conducted by Riverbank Acoustical Laboratories. Complete test results are available upon request.

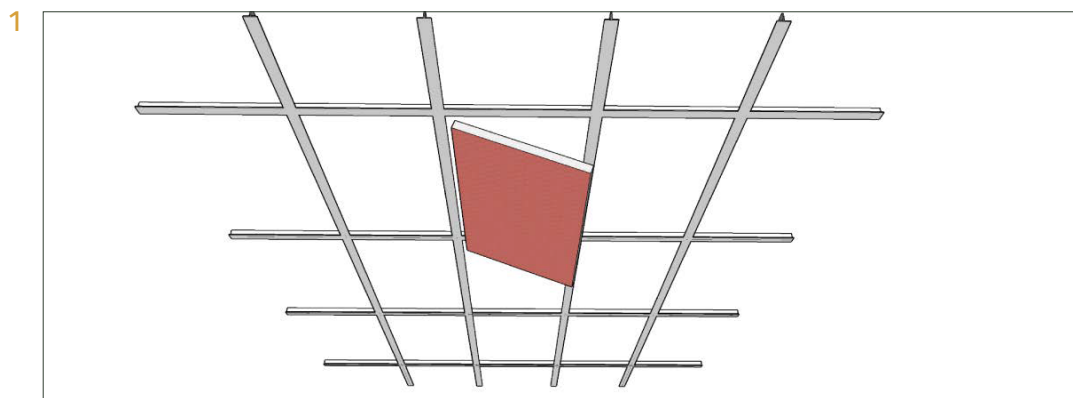
FREQUENCY (HZ)	ABSORPTION COEFFICIENT
100	0.13
125	0.23
160	0.29
200	0.43
250	0.62
315	0.87
400	0.96
500	1.04
630	1.07
800	1.09
1000	1.11
1250	1.14
1600	1.10
2000	1.10
2500	1.09
3150	1.06
4000	1.07
5000	1.06



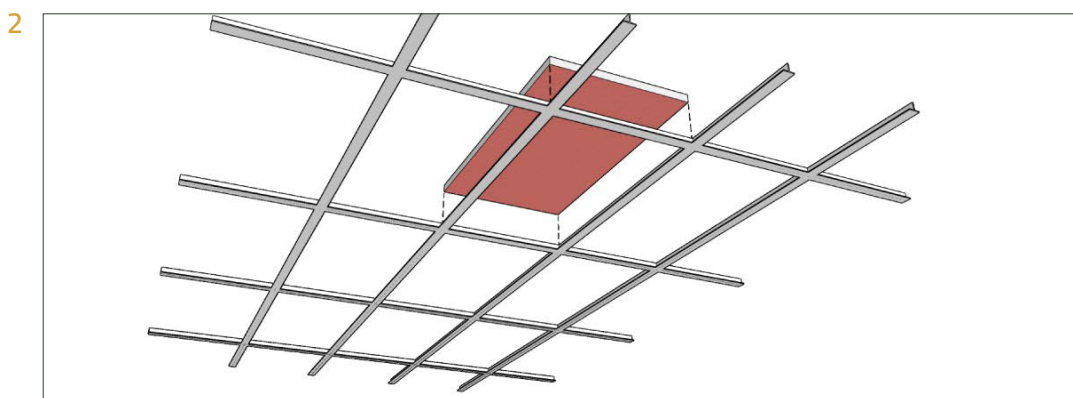


# ACOUSTICOLOR® DROP CEILING TILES: DROP-IN INSTALLATION

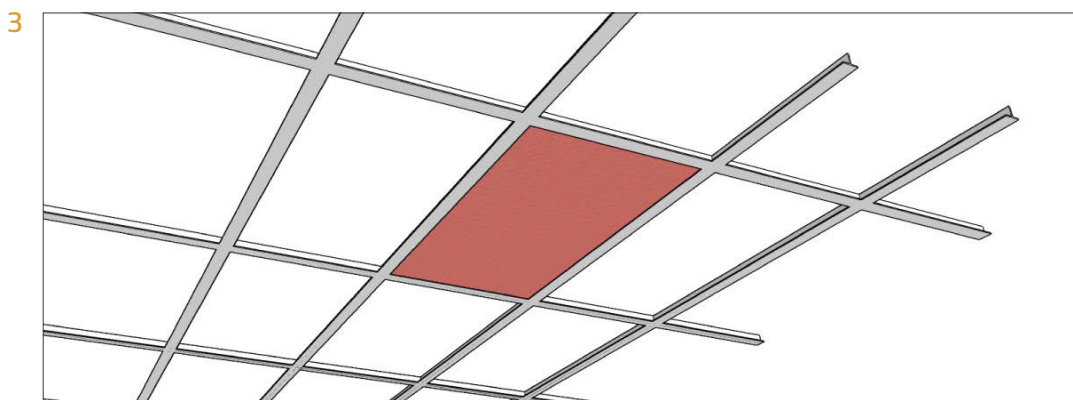
---



Rotate panel and lift above ceiling grid.



Slowly drop acoustic ceiling tile into place.



Panel should lay flat against ceiling grid.



ACOUSTICOLOR®  
COATING OPTIONS


# ACOUSTICOLOR® CEILING TILES: ACOUSTICOLOR COATING OPTIONS

---


## The possibilities are endless.

There are 1,000's of color options to choose from Sherwin-Williams' line of acoustical coatings. We can also match colors from other commercial paint manufacturers. With AcoustiColor® Acoustic Tiles you have the opportunity to match the décor of any space. Our coated acoustic panels are made from recycled cotton and paper products which gives a unique textured finish.

**NOTE:** Color matching cannot be guaranteed across shipments from different orders and variation may be more pronounced beyond the normal commercial range.



AcousticColor Ceiling Tile



AcoustiColor Swatch Detail



# ACOUSTICOLOR® CEILING TILES: ACOUSTICOLOR COATING OPTIONS


---

Add exceptional sound absorption, superior aesthetics, and design flexibility that reflects your individual personality and style with AcoustiColor® Ceiling Tiles.


AcoustiColor Ceiling Tiles are lightweight and create a modern appearance combined with noise reduction and reverberation control. Because AcoustiColor Ceiling Tiles are created using recycled materials, natural variations in texture and shading can occur.



Custom Color




Software



Argos



Stone White



Tricorn Black



Amazing Gray




Tavern Taupe



Cobble Brown




Hep Green



Great Falls



Blue Chip



Organic Green



Daisy



Tango



Redbud



Vigorous Violet





**Mitch Zlotnik**  
Founder & President of Audimute

Our founder Mitch Zlotnik loved his drums and respected his neighbors. So he invented a versatile sound absorption solution a musician could afford and a neighbor would love. Today our invention, eco-C-tex® is the key ingredient in a versatile suite of sound absorption and sound proofing solutions. Proudly made from 100% recycled materials, Audimute products are revolutionizing the way people experience work, worship, entertainment, and their home.

---

1.866.505.MUTE  
sales@audimute.com  
9 am – 5 pm, Monday – Friday EST.