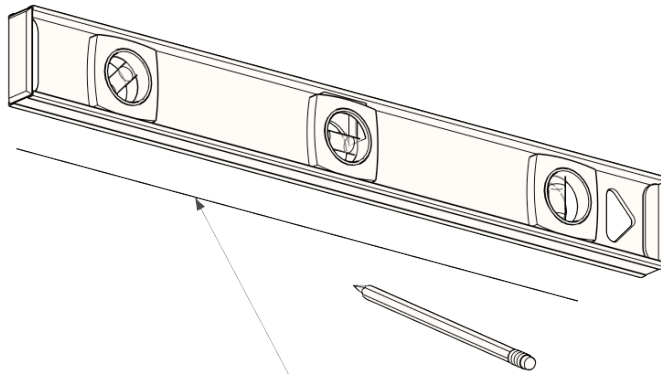


# Large Size Gallery Wrapped Acoustic Panels

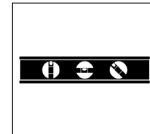
## Installation Instructions:

Z-Bar: For acoustic panel sizes that are larger than 4' x 4'.


1



Desired Panel Height



2



Z-Bars should be positioned on wall so that they are as close to frame corner as possible when the panel is hung.



**AUDIMUTE**<sup>™</sup>  
sound management solutions

Audimute.com  
1.866.505.MUTE